



SERVIZO
GALEGO
de SAÚDE


Área Sanitaria da Coruña e Cee



Centro Tecnológico
de Formación



FUNDACIÓN
PROFESOR NOVOA SANTOS



IberoHeart

Cardiac Surgery Training Sessions

2-3 July 2020

Program director and faculty:

Victor Bautista-Hernandez, MD, PhD. Complejo
Hospitalario Universitario A Coruña, Spain.

Rui J. Cerqueira, MD. Centro Hospitalar e Universitário
de São João, Portugal.

Endorsed by:



Faculty:

Armando Abreu, *Centro Hospitalar e Universitário de São João, Portugal*

Carmen Iglesias Gil, *Complejo Hospitalario Universitario A Coruña, Spain*

Francisco Estevez, *Complejo Hospitalario Universitario A Coruña, Spain*

Jorge Casanova, *Centro Hospitalar e Universitário de São João, Portugal*

Jose A. González (*perfusionist*) *Complejo Hospitalario Universitario A Coruña, Spain*

Juan J. Legarra, *Hospital Álvaro Cunqueiro, Spain*

Pedro M. Ferreira, *Faculdade de Medicina da Universidade do Porto, Portugal*

Registration fee:

Resident in Cardiac Surgery: **1000€**

Perfusionist: **500€**


Language:   

Hospital Teresa Herrera (Edificio Anexo-1er piso)
Xubias de Arriba, S/N,
15006 A Coruña. Spain


Please send the registration: ctf.xxiac@sergas.es


July 2nd


09h00 - Reception & Introduction

 Conduit harvest T&T
Echo & Vascular Access


 09h50 - Coffee-Break


 Hands-on echo guided access
Hands-on *ex-vivo* Anastomosis

 12h30 - Lunch

 Hands-on *in-vivo* IMA harvest
Hands-on *in-vivo* Anastomosis
Surgical hemostatic
Hands-on Emergent Conversion

 16h30 - Coffee-Break

 LVAD made interactive
Hands-on *ex-vivo* LVAD implantation


 18h30 - Wrap-up

 **Abbott**



Medtronic
When Life Depends on Medical Technology


July 3rd


09h00 - Reassemble


 OPCABG Precautions & Pitfalls
STMCS & Cardiac Surgery
LTMCS & Cardiac Surgery


 09h50 - Coffee-Break


 Hands-on echo guided access
Hands-on *ex-vivo* Anastomosis

 12h30 - Lunch

 Hands-on *in-vivo* IMA harvest
Hands-on *in-vivo* Anastomosis
Surgical hemostatic
Hands-on Emergent Conversion

 16h30 - Coffee-Break

 LVAD made interactive
Hands-on *ex-vivo* LVAD implantation

 18h30 - Wrap-up

 **BIOMED, S.A.**

 **Centro Tecnológico
de Formación**

 **SECCE**
Sociedad Española
de Cirugía Cardiovascular
y Endovascular

 **SPCCTV**
Sociedade Portuguesa de Cirurgia
Cardio-torácica e Vasular

 **AEP**

 **USC**
UNIVERSIDADE
DE SANTIAGO
DE COMPOSTELA

Methodology

Resident in Cardiac Surgery: (16 participants)

Hands-on sessions will be held in anesthetized models.

For the hands-on sessions, participants will be divided into small groups that will work in a rotatory fashion.

Perfusionist: (4 participants)

Techniques will be held in anesthetized models:

- Cardio-pulmonary bypass run.
- Modified ultrafiltration.
- Left ventricular assist device (LVAD).
- Extracorporeal membrane oxygenation (ECMO) run.
- Conversion from LVAD to ECMO.

Procedures were approved by the local Animal Ethics Committee and will comply with all local guidelines for animal care.